

**PRODUCT DATA SHEET  
QL-10009**



Sleeve Size	Dowel Size
1" x 9"	1" x 18"

**WHERE TO USE QUICLOADS**

QuicLoads are used in expansion joint to hold dowels in place for load transferring purposes.

<b>Physical Properties</b>	
Typical Properties	Nominal Value
Material Composition	Polypropylene
Thickness (Nominal)	0.075"
Density	0.88-0.92g/cm3

**INSTALLATION**

**Preparation**

During progress of work all QuicLoads shall be protected from damage and should be free of oil, dirt and concrete spatter.

**Location & Placement of QuicLoads**

1. Set up 3/4 inch formwork. See Figure A.
2. Drill hole through formwork at specified locations. Hole size should be 1/4 inch larger than dowel size. See Figure B.
3. Insert QuicLoad through hole and push till back of flange reaches formwork.
4. QuicLoad should now be locked in place. See Figure D.
5. Insert dowel full depth of QuicLoad.
6. Place all reinforcement needed.
7. Pour concrete. Pour at least 18 inches from QuicLoad System.
8. Maneuver the concrete around the QuicLoad System, vibrate & finish concrete.

**INSTALLATION**

Figure A:

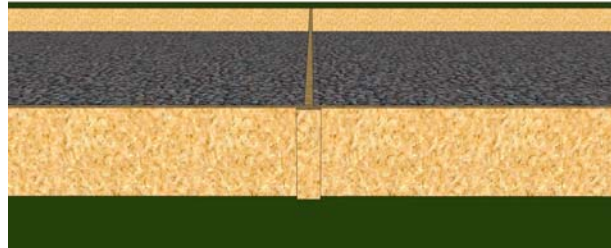


Figure B:



Figure C:





Figure D:



141 Hammond Street  
Carrollton, GA 30117

Phone 770-832-2000 ■ 800-862-4835 ■ FAX 770-832-2095  
Visit our website @ [www.bometals.com](http://www.bometals.com)  
Address email to [info@bometals.com](mailto:info@bometals.com)

*Founded in 1989, BoMetals has become an industry leader in the design and manufacture of concrete and masonry accessories.*