

PRODUCT DATA SHEET
QL-062512



Sleeve Size	Smooth Dowel Size
5/8" x 12"	5/8" x 24"

WHERE TO USE QUICLOADS

QuicLoads are used in expansion joint to hold dowels in place for load transferring purposes.

<u>Physical Properties</u>	
Typical Properties	Nominal Value
Material Composition	Polypropylene
Thickness (Nominal)	0.075"
Density	0.88-0.92g/cm3

INSTALLATION

Preparation

During progress of work all QuicLoads shall be protected from damage and should be free of oil, dirt and concrete spatter.

Location & Placement of QuicLoads

1. Set up 3/4 inch formwork. See Figure A.
2. Drill hole through formwork at specified locations. Hole size should be 1/4 inch larger than dowel size. See Figure B.
3. Insert QuicLoad through hole and push till back of flange reaches formwork.
4. QuicLoad should now be locked in place. See Figure D.
5. Insert dowel full depth of QuicLoad.
6. Place all reinforcement needed.
7. Pour concrete. Pour at least 18 inches from QuicLoad System.
8. Maneuver the concrete around the QuicLoad System, vibrate & finish concrete.

INSTALLATION

Figure A:

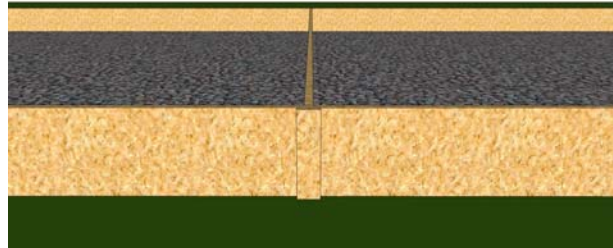


Figure B:



Figure C:





Figure D:



141 Hammond Street
Carrollton, GA 30117

Phone 770-832-2000 ■ 800-862-4835 ■ FAX 770-832-2095
Visit our website @ www.bometals.com
Address email to info@bometals.com

Founded in 1989, BoMetals has become an industry leader in the design and manufacture of concrete and masonry accessories.