

PRODUCT DATA SHEET
QuicDowel System for
3/4" x 10" Smooth Round Dowel



QuicDowel System Info	Sleeve	Base
Product Code	QL-07505	QB-075
Size	3/4" x 5"	3/4"
Smooth Round Dowel Size	3/4" x 10"	
Rebar Size	#5 x 10"	

WHERE TO USE QUICDOWELS
 QuicDowel System is used in construction joints to provide a void for smooth round dowels or rebar to prevent misalignments.

Physical Properties

Typical Properties	Nominal Value
Material Composition	Polypropylene
Thickness (Nominal)	0.075"
Density	0.88-0.92g/cm3

INSTALLATION

Preparation

During progress of work all QuicDowels shall be protected from damage and should be free of oil, dirt and concrete spatter.

Location & Placement of QuicDowel System

1. Set up formwork.
2. Locate and mark center of slab with chalk line.
3. From project specification, locate spacing of QuicDowel system.
4. Place nail through base and hammer nail with base to formwork. Make sure base flat edge is aimed to the top of the slab. Do not over hammer nail to base. See Figure A
5. Place sleeve on the base. Face of sleeve should touch face of base. See Figure B.
6. Place all reinforcement needed.
7. Pour concrete. Pour at least 18 inches from QuicDowel System.
8. Maneuver the concrete around the QuicDowel System, vibrate & finish concrete.
9. After concrete cures, remove formwork with base. Base should remain attached and can be reused if not damaged. See Figure C.
10. Place smooth round dowel/rebar into the sleeve until it reach end of sleeve. See Figure D.
11. Place all reinforcement needed.
12. Pour concrete. Pour at least 18 inches from QuicDowel System.
13. Maneuver the concrete around the smooth round dowel/rebar, vibrate & finish concrete.

INSTALLATION
 Figure A:




Figure B:




Figure C:





Figure D:



141 Hammond Street
 Carrollton, GA 30117

Phone 770-832-2000 ■ 800-862-4835 ■ FAX 770-832-2095
 Visit our website @ www.bometals.com
 Address email to info@bometals.com

Founded in 1989, BoMetals has become an industry leader in the design and manufacture of concrete and masonry accessories.